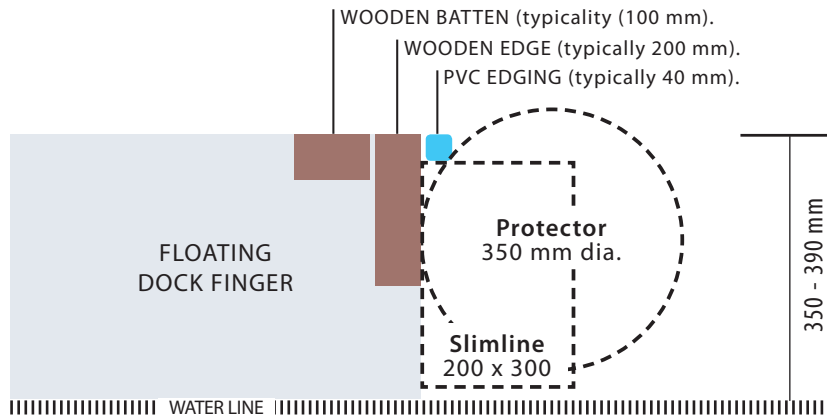


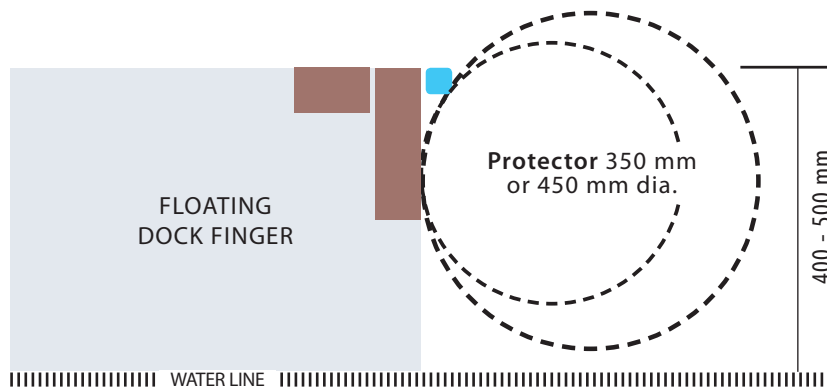
## Selection guide

MEASURE THE HEIGHT ABOVE THE WATER:

For 350 mm - 390 mm. Select Protector 350 mm or Slimline fenders.



For 400 mm - 500 mm. Select Protector 350 mm or 450 mm fenders.



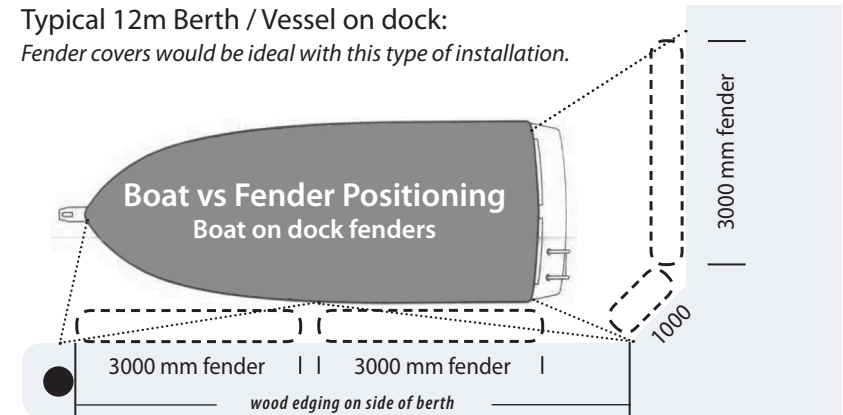
## Vessel Positioning

STEP & REPEAT DISTANCES FOR FENDERS:

Protector Fenders 600 mm. Slimline 500 mm between D - Rings.

Typical 12m Berth / Vessel on dock:

*Fender covers would be ideal with this type of installation.*



Typical 12m Berth / Vessel out from dock:

