

safe2dock

— INFLATABLE BOAT FENDERS —

Inflatable Fenders

Who wants to damage their boat docking at the berth. Protect your pride & joy with inflatable Fenders for boats.

August 2024 Catalogue

www.safe2dock.com



safe2dock

— INFLATABLE BOAT FENDERS —

Inception

2019 Auckland, New Zealand. New marina, new boat.
3 knot outgoing tide and unexpected wind. Unfortunate collision
with dock - scratched gel coat port side.
Unimpressed with my efforts I looked for a better option.

Options included PVC covered foam or had plastic fenders. There had to be a
better alternative as hanging fenders from the hand rails was not appealing
considering they needed to be stowed when underway.

2 am, a concept sprung to mind, inflatable fenders hung horizontally, fixed
Permanently to the dock side, clear of the water.
(no algal growth to boot).

NOTE: 2019 model fenders featured throughout this catalogue.

takes the stress out of docking your boat



safe2dock

— INFLATABLE BOAT FENDERS —

Quality materials and components

Highest quality components including * 316 stainless steel D - Rings.

FABRICS, WHAT IS PVC:

The best impregnating material of inflatable boats is high-tech Polyvinyl chloride. It has excellent performance characteristics with features high resistance to mechanical wear, ultraviolet and temperature changes. It well resists humidity, pH of fresh and salt water as well as other substances.

Boats made of PVC are stronger and lighter than rubber analogues.

FABRICS, WHAT IS *TPU:

While there are innumerable polymers on the market and each has its strengths, TPU coatings offer superior performance in many areas. For example, though PVC technology is advancing every day, TPU is still more abrasion resistant and is lighter and more elastic than PVC.

TPU offers a long list of other characteristics that make it worth the slight price difference.

* (TPU fabrics are offered as a option, contact sales@safe2dock for pricing).

takes the stress out of docking your boat

NEW MODEL 2024

safe2dock

— INFLATABLE BOAT FENDERS —

Protector Dock Fenders

FEATURING:

1.2 mm Light Grey or Black PVC coated fabric with fully welded seams.

316 marine grade stainless steel D - Rings.

EXCLUDES:

Fixing kits*. See page 10.



Sits clear of the water



Stainless D - Rings



Waterproof valves



** 316 S/S fixing kits*

PVC	Protector Series DOCK Fenders						Weight (kg)	
	PRODUCT CODE	Diameter (mm)	Length (mm)	D - Rings	Inflation valves	Relief valve (2.5 psi)		Internal baffle
	PDF3510	350	1000	2	1	1	-	3
	PDF3515	350	1500	3	1	1	-	4.5
	PDF3530	350	3000	5	1	1	-	9
	PDF3560	350	6000	5	2	-	1	18
	PDF4510	450	1000	2	1	1	-	4
	PDF4515	450	1500	3	1	1	-	6
	PDF4530	450	3000	5	1	1	-	12
	PDF4560	450	6000	5	2	-	1	23.5

Protector Dock Fender Covers

FEATURING:

3 mm Neoprene.

Sewn ends.

Anti tear edging around D - Ring holes.



Anti tear around D - Ring



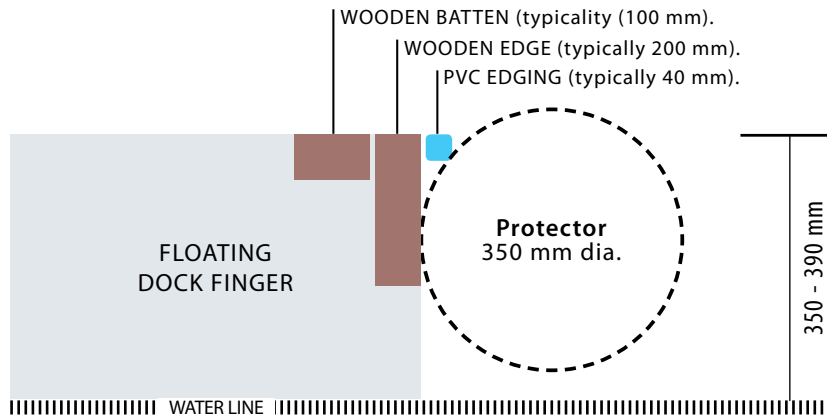
Sewn ends

NEOPRENE	Protector Series DOCK Fenders						BLACK
PRODUCT CODE	Diameter (mm)	Length (mm)	D - Rings holes	Inflation valves	Relief valve (2.5 psi)	Internal baffle	Weight (kg)
PDFC3510	345	1000	2	-	-	-	3
PDFC3515	345	1500	3	-	-	-	3
PDFC3530	345	3000	5	-	-	-	4
PDFC3560	345	6000	5	-	-	-	8
PDFC4510	445	1000	2	-	-	-	4
PDFC4515	445	1500	3	-	-	-	4
PDFC4530	445	3000	5	-	-	-	6
PDFC4560	445	6000	5	-	-	-	12

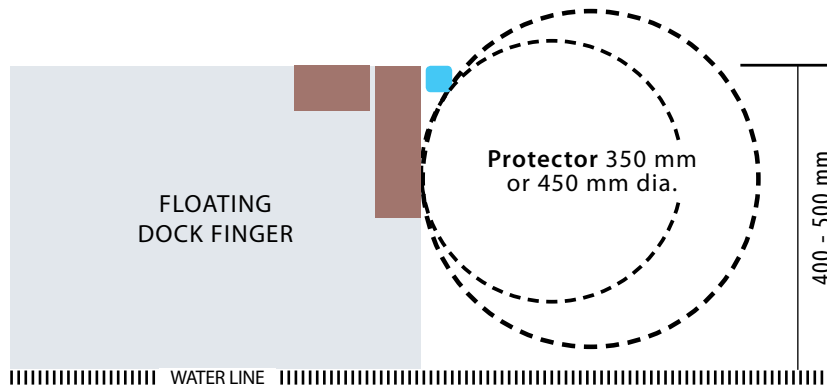
Selection guide

MEASURE THE HEIGHT ABOVE THE WATER:

For 350 mm - 390 mm. Select Protector 350 mm fenders.



For 400 mm - 500 mm. Select Protector 350 mm or 450 mm fenders.



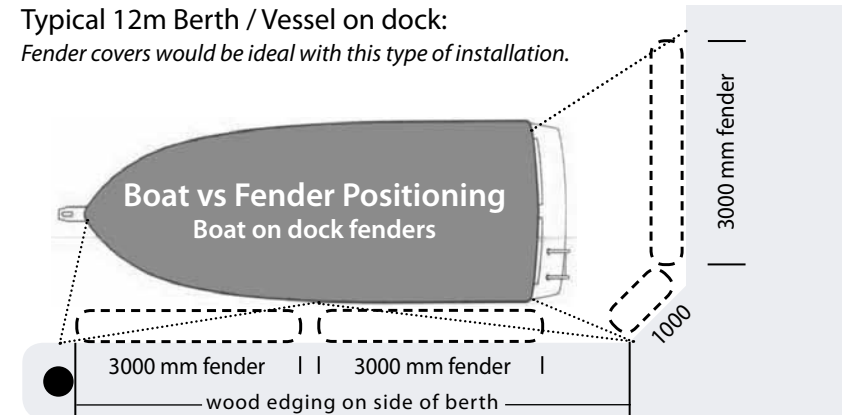
Vessel Positioning

STEP & REPEAT DISTANCES FOR FENDERS:

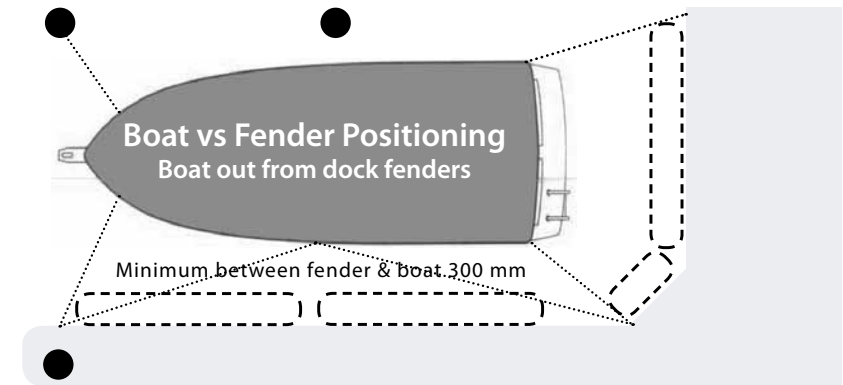
200 mm between fenders

Typical 12m Berth / Vessel on dock:

Fender covers would be ideal with this type of installation.



Typical 12m Berth / Vessel out from dock:



safe2dock Accessories

AIR PUMP

Manual foot pump:

High capacity.

1000 mm air tube.



safe2dock Fixing Kits for Docks & Boats

FIXING KITS ARE OPTIONAL EXTRAS

Protector dock fender kits includes:

6 mm (0.24") swivel shackles x 3.

6 mm (0.24") half saddles x 3.

4.8 mm (0.19") x 25mm (1")

Phillips (+) screws x 8.



D - Rings attachment



316 Stainless steel



316 Stainless steel

takes the stress out of docking your boat

safe2dock

— INFLATABLE BOAT FENDERS —



safe2dock

— INFLATABLE BOAT FENDERS —



safe2dock

— INFLATABLE BOAT FENDERS —



Quantity Guide Protector Dock Fenders

PROTECTOR DOCK FENDERS

Diameters: 350 mm / 450 mm.

Lengths: 1000 mm / 1500 mm / 3000 mm / 6000 mm

Step and Repeat distances 600 mm between end D - Rings.

m	DOCK SIDE - Protector Fenders: 1m / 1.5m / 3.0m / 6.0m	STERN	
10	1 x 1000 mm (corner) / 1 x 1500 mm + 2 x 3000 mm	1 x 3000 mm	
12	1 x 1000 mm (corner) / 1 x 1500 mm + 3 x 3000 mm	1 x 3000 mm	
14	1 x 1000 mm (corner) / 1 x 1500 mm + 3 x 3000 mm	1 x 3000 mm	
	1 x 1000 mm (corner) / 1 x 1500 mm + 1 x 3000 mm + 1 x 6000 mm	1 x 3000 mm	
16	1 x 1000 mm (corner) / 1 x 1500 mm / 3 x 3000 mm	1 x 3000 mm / 1 x 1500 mm	
	1 x 1000 mm (corner) / 1 x 1500 mm / 2 x 6000 mm	1 x 3000 mm / 1 x 1500 mm	
18	1 x 1500 mm (corner) / 5 x 3000 mm	2 x 3000 mm	
	1 x 1500 mm (corner) / 1 x 3000 mm / 2 x 6000 mm	1 x 6000 mm	
20	1 x 1500 mm (corner) / 6 x 3000 mm	2 x 3000 mm	NOTE: The above quantities are estimates only. Please check your dock, berth or slip before ordering to ensure the correct quantities. Fenders are designed to press against the side of the dock. (clear of the water). Generally 200 mm wide wooden siding.
	1 x 1500 mm (corner) / 3 x 6000 mm	1 x 6000 mm	

Installation Guide for Protector Dock Fenders



Unpack Fender.
Lay fender flat, D - Ring side up with rings facing towards the boat.



Attach swivel shackles.
Attach to D - Rings. Shackle pin facing up.



Attach half saddles.
Fix half saddles in position. 65mm from edge.



Secure fender.
For safety with rope and tie to dock side.



Flip fender over onto its back.
Twist and release valves so they are closed.



Fixing kits.
For Protector and Slimline fenders are sold separately. 1 x set per fender.



Fixing points.
3000 mm Protector fenders have 5 x fixing points (2 x being spare).

Unscrew one shackle pin.
Hold the D - Ring and connect to the shackle. Pin points away from tube.

Roll over the side and Inflate.
Foot pump to firm. or Electric pump to 2.0 psi



with a passion for boating

safe2dock

— INFLATABLE BOAT FENDERS —

Contact Details

Roberts Brothers International Ltd

51 Voyager Drive. Gulf Harbour, Whangaparora.

Auckland 0930. New Zealand.

Email: sales@safe2dock.com

Website: www.safe2dock.com

Phone: +64 27 250 3008

Copyright safe2dock August 2024